

A warm welcome to LIDL Connect!

Dear Customer,
Please find below your LIDL Connect SIM-card together with the associated PIN and PUK codes.

**Your special offer: For the first 30 days free mobile data surfing up to 5 GB in best D-net quality.
Available until 31.10.2016.**

Instructions:

1) First you have to activate your LIDL Connect SIM-card:


Open the internet page www.lidl-connect.de.
By clicking on the button "Als Neukunde freischalten" you can register your SIM-card.

Activate as New Customer:



All the details you will need to enter can be found on the SIM-card packaging, so please have this to hand when you log on.

Enter Data:


CONNECT

LIDL CONNECT SIM-KARTE FREISCHALTEN

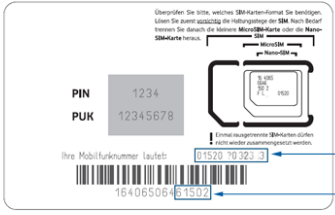
01. SIM-KARTE FREISCHALTEN02. IHRE KUNDENDATEN03. SIM-KARTE AKTIVIEREN

Willkommen bei LIDL Connect!

Zur Freischaltung Ihrer LIDL Connect SIM-Karte benötigen Sie Ihre **LIDL Connect Rufnummer** und Ihre **Freischaltnummer**. Beides finden Sie in Ihrem LIDL Connect Startpaket auf dem SIM-Kartenträger.
Wir wünschen Ihnen viel Freude mit LIDL Connect!

LIDL Connect Rufnummer

Freischaltnummer



Überprüfen Sie bitte, welches SIM-Karten-Format Sie benötigen. Laden Sie dann zusätzlich die Halterplatte der SIM-Karte. Beachten Sie darauf, die richtige Micro-SIM-Karte oder die Nano-SIM-Karte heraus zu nehmen.

Wichtig: Die Freischaltnummer ist nicht wieder aufladungsfähig.

! Einmalig genutzte SIM-Karten dürfen nicht wieder aufladungsfähig werden.

Ihre Mobilfunknummer lautet: 01520 70 323 33

16408506461502

LIDL Connect Rufnummer

Freischaltnummer

Zur Freischaltung benötigen Sie Ihre LIDL Connect Rufnummer und Ihre Freischaltnummer. Die Freischaltnummer entspricht den letzten fünf Stellen Ihrer SIM-Kartennummer. Beides finden Sie auf Ihrem Begrüßungsschreiben auf dem SIM-Kartenträger.

Alternatively you can also register your SIM-card by phone, free of charge, by calling us on the Registration Hotline: +49(0)800 503 583 7

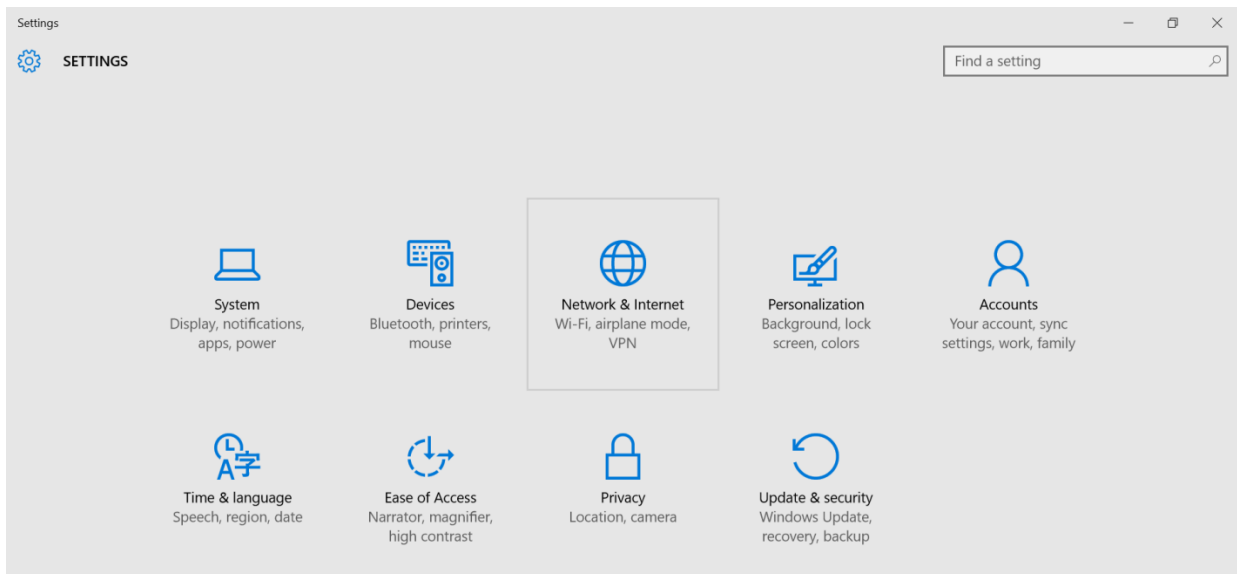
2) Once you have registered your SIM-card and the registration process is complete, please insert the micro-SIM-card into the tablet as described in the accompanying booklet “Product safety and legal information” and turn on the tablet.

3) Your tablet now needs to be configured:
Please follow the instructions as they appear on the screen.
Let’s get connected → Cellular → Enter PIN.

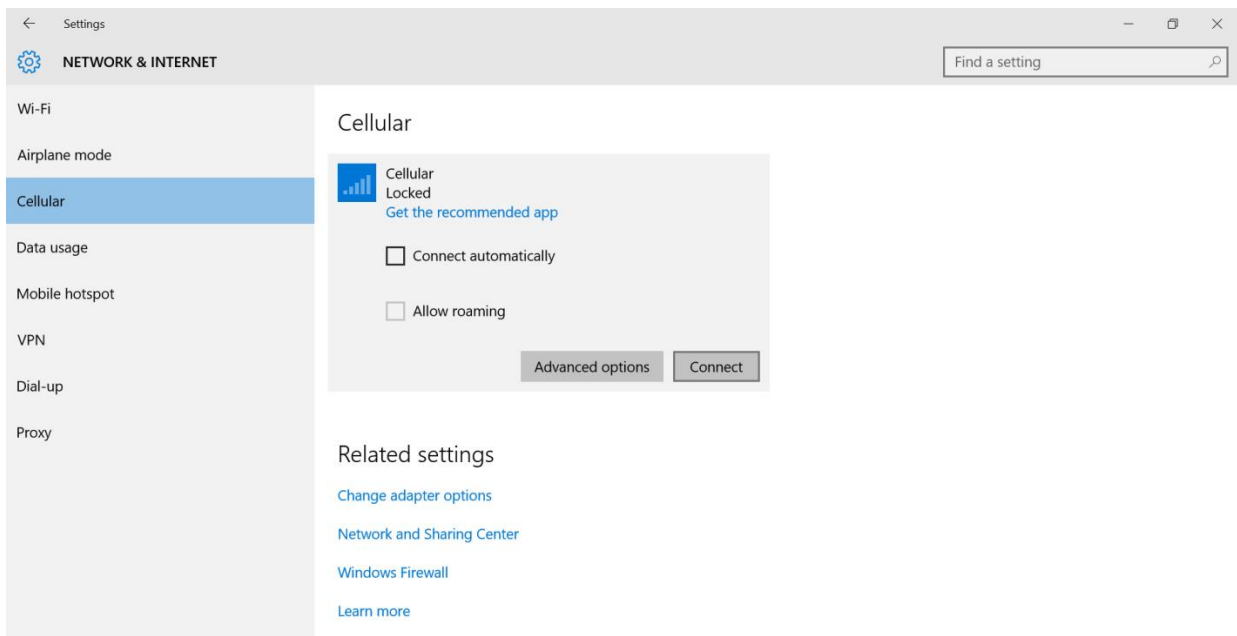
Your PIN which can be found on the plastic SIM-card holder.

Alternatively: Settings → Network & Internet → Cellular → Connect → Enter PIN → Next.

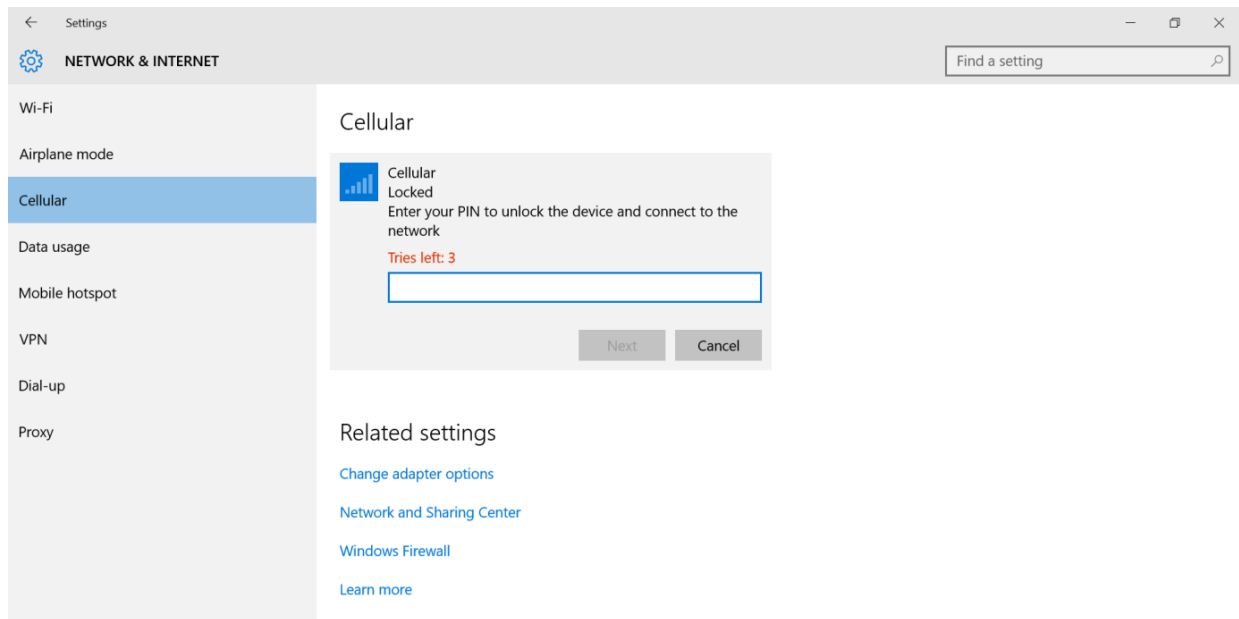
Settings → Network & Internet:



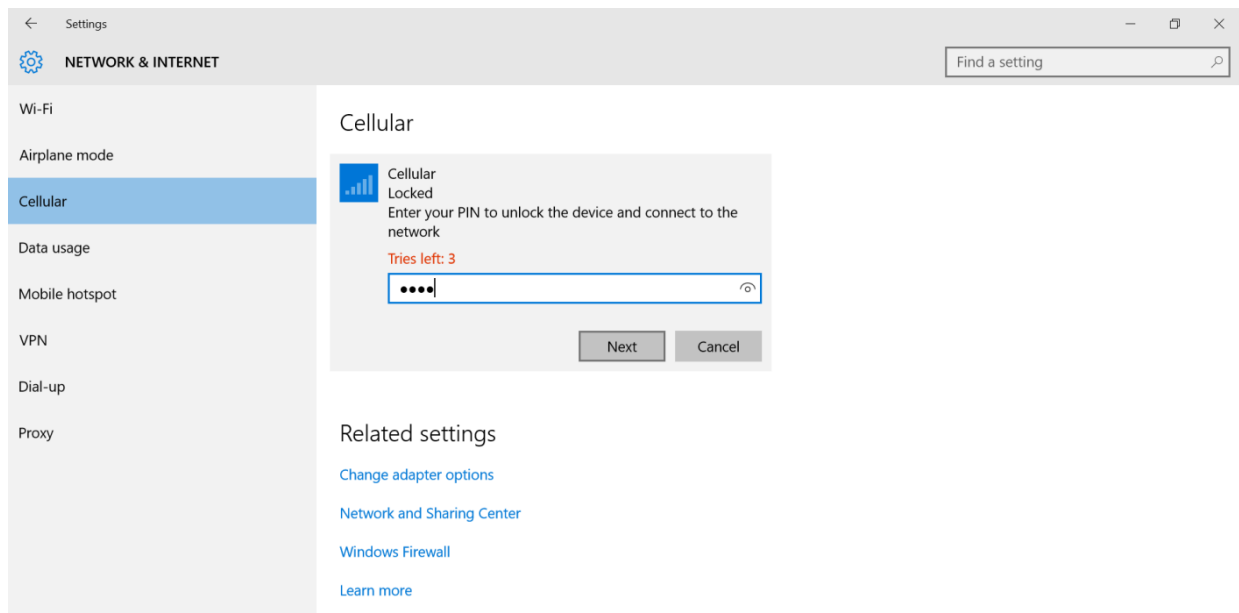
Cellular → Connect:



Enter PIN:



Next:



4) Upon opening your internet browser you will automatically be redirected to the LIDL Connect landing page and can book your mobile data surfing package.

Alternatively: In case you are not automatically re-routed please click on the link:
<https://center.vodafone.de/vfcenter/index.html>

To book your mobile data surfing package click on "Surfpaket Voucher einlösen " and enter your voucher code.

Hand in Surfpaket Voucher:

center.vodafone.de/vfcenter/index.html

LIDL
CONNECT

INTERNET-STICK

MEIN LIDL CONNECT INTERNET-STICK

Wie lange möchten Sie online sein?
Jetzt Surfpaket wählen und mit ihrem verfügbaren Guthaben bezahlen.

24-h-Flatrate(1GB) 14,4 Mbit/s 1,99 EUR

30 Tages-Flatrate(5GB) 14,4 Mbit/s 14,99 EUR

Ihr aktuelles Guthaben reicht hierfür leider nicht aus.

Ihr aktuell verfügbares Guthaben beträgt:

8,01 €

Guthaben aufladen Surfpaket Voucher einlösen

Enter Voucher Code:

MEIN LIDL CONNECT INTERNET-STICK

MEIN LIDL CONNECT INTERNET-STICK

Geben Sie hier Ihren Voucher Code ein:

Ihr Voucher Code

Die Gültigkeit des ausgewählten Surfpakets (Dauer und Datenvolumen) ist auf dem Voucher angegeben.

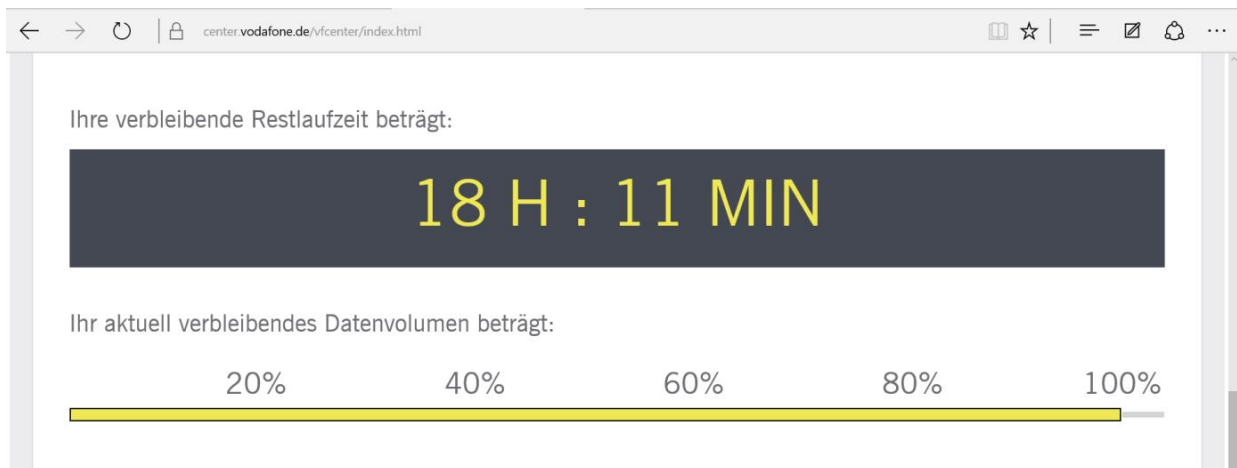
zurück Jetzt buchen

5) Please save the internet page <https://center.vodafone.de/vfcenter/index.html> under "Favourites". Here you can see your current data usage and the amount of time remaining.

Save https://center.vodafone.de/vfcenter/index.html as a favourit:



Time remaining and current data usage:



6) That's it: surfs up!

With the LIDL Connect Surf Package you only pay for what you really need. You have the flexibility to select the package which suits your needs best. You can top up your LIDL Connect balance with LIDL Connect top-up vouchers available in all German Lidl stores. Simply enter the top-up code in your personal LIDL Connect booking page and the amount is available immediately. Your current credit balance is also displayed on your booking page. Alternatively you can use your personal LIDL Connect customer account or use the LIDL Connect Customer Service to make a direct debit from your bank account. Another way of paying for a top-up is by using your credit card. Or you can choose to combine these payment methods and use the easiest and most convenient way of all to ensure that you always have enough credit balance: the automatic top-up kicks in whenever your balance goes under a level you define and initiates a top-up by direct debit from your bank account or credit card. You can make and change the required settings anytime in your personal LIDL Connect customer account. You will find your new LIDL Connect SIM-card on the back

With kind regards

Your LIDL Connect Customer Service

LIDL Connect Customer Service

P.O. Box 100 254

16285 Schwedt

Telefon: 0172 2222022*

(As LIDL Connect customer, you use your inclusive units, if available. Otherwise, you pay in Germany € 0.09 / min, from foreign networks reported by the respective provider rate is based on a mobile phone call to the German Vodafone network *)

lidl-connect-kundenbetreuung@vodafone.de

LIDL-connect.de